

- "No time for excuses"
- Eliminated
- PBA League Begins.
- NBA of Bowling Update

INSIDE
THIS ISSUE:

Week 11
Recap

Week 12
Review

The Good,
Bad and Ugly

Wood 'n' Tap
Challenge

Power
Rankings

Kegler Chronicle

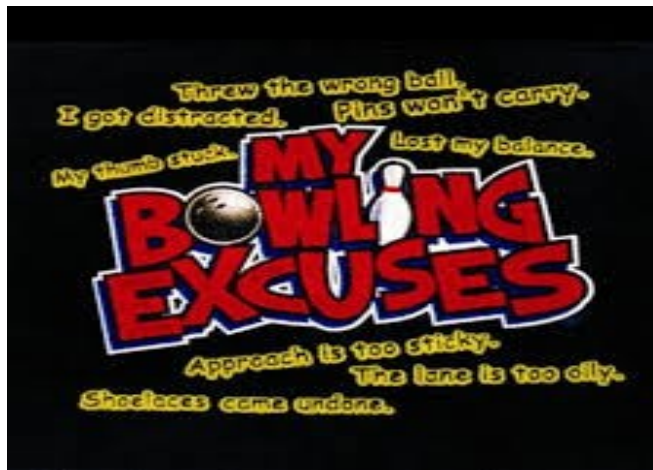
VOLUME 1, ISSUE 9

FEBRUARY 10, 2014

No Time for Excuses

There were some interesting results stemming from the recently revealed playoff structure. Was it the pressure of knowing that there were only 6 weeks left in the regular season? Not sure, but I

know this much, if that information caused this much turmoil, I can't wait to see the carnage that will ensue in the following weeks. Lets begin with the leaders. Both Split Happens and Diversity Personified surprisingly



took it on the chin from the 2nd place Herrre's Eliadio and Bumpers Needed.

Mine's in the Gutter shocked Pick Up Artists 3-1, a team who sits atop the Power Rankings. Last years league

champs Strikes for Reps fell 3-1, to a rejuvenated Franks and Burgers.

Duckpin Dynasty and Danny & the Miracles, who have been in the top 4 all year, have fell off playoff pace for the first time all year.

Black Ballers and TFD make their first appearance in the playoff race with strong performanc-

es. The difference between 1st and last in the Roy Munson division is a small 8 games so that makes the gap from 4th to 8th miniscule. Everyone in the RM division is still alive. This should be a fun last 5 weeks.

PBA League Opens 2nd Season...

The PBA League, made its debut in 2013, returns with a revised format and re-vamped rosters for its second season. Each of the eight teams will compete for points in a head-to-head series of single-elimination matches that will include singles, alternate-ball doubles, Baker trio and Baker team formats. The four teams with the top total points over the course of


the season will determine the teams advancing to the Elias Cup.

The quarterfinals will open with the L.A. X (owned by LA Clippers Chris Paul) vs. Brooklyn Styles (owned by actor Jesse Williams).

L.A. started off with a win in the singles event. Brooklyn tied it up with a win in the alternate-ball doubles and then took

the lead with a win in the Trio event. The L.A. X ended the day with a win in the 5-man team baker event which is worth 3 points. In the end L.A. X def. Brooklyn Styles 4-2 to eliminate them from competition. For more detail go to...<http://news.pba.com/post/2014/2/9/LA-X-Eliminates-BROOKLYN-STYLES-in-Opening-Match-of-2014-PBA-League-Series.aspx>

The Good, Bad and Ugly



Good, Bad and Ugly movie poster

19 keglers were in the running for the weekly GBU award. I so wanted to give this weeks award to Vin Velez. He qualifies with his -41, but I'll pick on him later. Manny Delgado should win it for an ugly 3rd game of 60. Yep you saw that right. He was close to the league low of 42 rolled a couple years ago by Billy Phillips of Strike Force. I could give it to my golf buddy, Mike Gallo. He qualified and it could make me feel better about my ugly golf game. After

some time looking over the numbers, the real battle is between Tina Cerbone and Paul Ryan. Both have 2 games in double digits. The winner this week goes to Tina Cerbone. I couldn't ignore her UGLY game. Tina's average is 104. She rolled her good game of 109 last. Her bad game was her 2nd with a 97. And her UGLY game started off the night at 73. Congratulations Tina!

Winners

- Week 1: Carlos Diaz
- Week 2: Grace McLean
- Week 3: Fred Emmons
- Week 4: David Ortiz
- Week 5: Paul Ryan
- Week 6: Ronnie Smith
- Week 7: Scott Connor
- Week 8: Marcus Matthews
- Week 9: James Richards
- Week 10:?
- Week 11: Tina Cerbone

Scoresheets:

*****Please completely fill out your scoresheets at the end of the night. This helps us compile stats at the end of each week.. Thank you.*****

Bears & Bulls; It's a Big Time Bull Market...

Week 10 saw 90 bowlers in total on the lanes. Of that number we had 52 above average. That's 57% to the good. . 37 struggled to hit their average and Paul Tomlin was the only person to hit their average on the nose.

Top Bulls

1. Eric Nelson +96
2. Matt Hopkins +88
3. Tony Lewis +85
4. Danon Bell +72
5. Christian Rogers +68

Bottom Bears

1. Marcus Patton -88
2. Tom Matters -85
3. Deb George -65
4. Paul Augeri -57
5. Brandon Peltier -56

Power Rankings

ESPN Bowling League



Power Rankings

1. Pick Up Artists
2. Diversity Personified
3. Split Happens
4. Strikes for Reps
5. Dazed & Confused
6. Total Freaking Disaster
7. Franks and Burgers
8. Black Ballers
9. Danny & the Miracles
10. Herrre's Eladio!
11. FUN da Mentals
12. Slow Your Roll
13. Bulfs
14. Lack of Pinterest +2
15. No Pin Intended
16. Mine's in the Gutter +1
17. Affirm. Pin Action -3
18. Duckpin Dynasty
19. Where's Julie?
20. Smac Talk
21. Bumpers Needed
22. The Achievers
23. Wrecking Balls
24. That's How We Roll

Week 11 Recap

Lanes 1-2

Where's Julie? 1-3 FUN da Mentals
Super-Sub Marci Dionne (+25) keep Mentals FUN
Garit Grigery: 3rd game 170 (+25 for series)

Lanes 3-4

Lack of Pinterest 1-3 Smac Talk
Maura Jo Lynch: 291 series (+39)
Everyone on Smac Talk above average

Lanes 5-6

Affirmative Pin Action 4-0 Wrecking Balls
APA had 3 bowlers in top 6 for the week
Matt Hopkins 2nd best this week (+88)

Lanes 7-8

Diversity Personified 1-3 Bumpers Needed
Vin Velez: (-41) No EXCUSES
Coleman (+29)/Duffy (+44) carry team

Lanes 9-10

Strikes for Reps 1-3 Franks and Burgers
Charlie McCree: Game 3-196 (+41 series)
F&B: everyone above average. Catching their groove???

Lanes 11-12

T.F.D. 3-1 Danny & the Miracles
Chris Rossi: 703 series (255 high game)
Dan Dodd: 585 (2 games above 200)

Lanes 13-14

Bulfs 4-0 Duckpin Dynasty
Keith Lam finishes in top 15 for the week (569 series, +44)
Bowling with only 2 won't get it done (Joe -5, Cam -19 for series)

Lanes 15-16

Mine's in the Gutter 3-1 Pick Up Artists

Eric Nelson 486 +96 night helps MitG surprise PUA
Tom Beers: all 3 games above average

Lanes 17-18

Black Ballers 4-0 That's How we Roll
BB overcome 240 pin handicap to sweep opponents
Deb Deely: only one above average (271 series +16)

Lanes 31-32

Herrre's Eladio? 3-1 Split Happens
Knock, knock...Who's there? ELADIO!
Tom O'Hare: 2 of 3 games above average (+49)
RJ Shaw: Season-High 276 game.

Lanes 33-34

Dazed & Confused 3-1 No Pin Intended
Rich Faber: above average all 3 games (+40)
Bennett Forrest: GBU candidate with games of 201, 122, 110

Lanes 35-36

The Achievers 3-1 Slow Your Roll
Christian Rogers: Top 5 finish this week (434 +68)
Scott Hohenschutz: all 3 games above 200 (637 +19)

INJURY REPORT

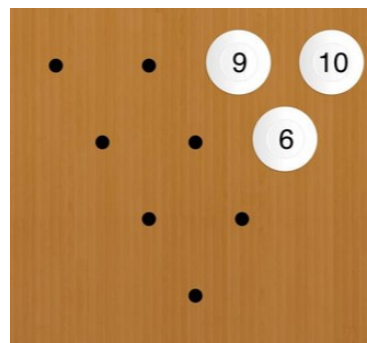
VELEZ
3rd
Ht: 6'1"
Wt: 225
Age: 25

LEFT SHOULDER STRAIN
Injured left shoulder believing he knew how to snowboard. Should not affect his bowling since he is right-handed.

MAN UP!

Wood 'N' Tap Weekly

Week 12's Wood 'n' Tap challenge will go to the first 5 people to convert the 3, 6, 10 spare.



Week 12 Preview

Lanes 1-2

Herrre's Eladio! Vs. Slow Your Roll

Even though they are at opposite ends of the standings, it's only a 10 pin difference in their team average.

Prediction: Herrre's Eladio! 3-1

Lanes 3-4

Dazed and Confused vs. Duckpin Dynasty

Both teams need wins desperately.

Prediction: Split

Lanes 5-6

Black Ballers vs. No Pin Intended

Will Ballers play to the level of their competition?

Prediction: Ballers win 4-0

Lanes 7-8

Mine's in the Gutter vs. The Achievers

Handicap gets best of MitG this week

Prediction: the Achievers 3-1

Lanes 9-10

Split Happens vs. Pick Up Artists

No. 1 in standings vs. No. 1 in Power Rankings

Prediction: Split Happens 3-1

Lanes 11-12

That's How We Roll vs. Bulfs

Can Bulfs make up 177 pins?

Prediction: THWR 3-1

Lanes 13-14

Diversity Personified vs. Danny & the Miracles

Can they deal with the action next to them?

Prediction: Split

Lanes 15-16

Affirmative Pin Action vs. Franks & Burgers

Match up of the week. It's going to get loud over there. Other teams better have a high tolerance for laughter

Prediction: F&B veterans will not lose (3-1)

Lanes 17-18

Strikes for Reps vs. FUN da Mentals

Reps must be careful not to slip out of contention

Prediction: Strikes for Reps 3-1

Lanes 31-32

Lack of Pinterest vs. Total Freaking Disaster

Can TFD continue its torrid streak to the top?

Prediction: Split

Lanes 33-34

Bumpers Needed vs. Smac Talk

Bumpers Needed enjoying the heights

Prediction: BN 3-1

Lanes 35-36

Wrecking Balls vs. Where's Julie?

Both teams still in hunt regardless of standings

Prediction: WJ? 3-1



ESPN TUESDAY NIGHT BOWLING STANDINGS - WEEK 11

ERNIE McCracken DIVISION		ROY MUNSON DIVISION	
Split Happens	32-12	Diversity Personified	27-17
Herrre's Eladio!	27-17	Bumpers Needed	27-17
Mine's in the Gutter	25.5-18.5	Strikes for Reps	24.5-19.5
Black Ballers	25-19	Total Freaking Disaster	24-20
Duckpin Dynasty	22-22	Danny & the Miracles	23-21
Bulfs	21-23	Lack of Pinterest	22-22
The Achievers	21-23	Smac Talk	21.5-22.5
Dazed & Confused	20-24	Affirmative Pin Action	20-24
Pick Up Artists	19-25	Wrecking Balls	20-24
That's How We Roll	18-26	Franks & Burgers	19-25
Slow Your Roll	17-27	FUN da Mentals	19-25
No Pin Intended	12.5-31.5	Where's Julie?	19-25

CURRENTLY IN THE PLAYOFFS

<u>ABA—Southeast Division</u>	W	L	Pct.	Total pins	GB
Scott Grim/Charleston Lowgators	21	11	.656	5,709	
Jesse Lewis/Miami Heat	18	14	.562	5,739	3
Chris Dube/Kentucky Colonels	17	15	.531	5,754	4
Aaron Coleman/Miami Floridians	16	16	.500	5,586	5
Paul Tomlin/Orlando Magic	15	17	.469	5,587	6

ABA—Norris Division

Jeremy Slone/Detroit Pistons	19	13	.594	5,637	
Charles McCree/Minnesota Muskies	18	14	.563	5,750	1
Nick Hagen/Minneapolis Lakers	15	17	.469	5,705	4
Danielle Cranin/Minnesota Timberwolves	15	17	.469	5,655	4
Tim Cheung/Flint Tropics	12	20	.375	5,466	7

ABA—Atlantic Division

Janice Glanovsky/Syracuse Nationals	16	16	.500	5,546	
Tom Kozakiewicz/Boston Celtics	15	17	.469	5,683	1
John Deveau/Rochester Royals	14	18	.438	5,559	2
Dave Dube/Providence Steamrollers	14	18	.438	5,555	2
John Gluszak/Buffalo Braves	13	19	.406	5,582	3

ABA—Alamo Division

Cam Neal/San Antonio Spurs	20	12	.625	5,865	
Marcus Patton/Dallas Chaparrals	19	13	.594	5,525	1
Tony Lewis/Dallas Mavericks	15	17	.469	5,523	5
Andrew Hyde/Texas Longhorns	14	18	.438	5,532	6
Mike Carbone/Houston Rockets	13	19	.406	5,328	7

ABA—Pacific Division

Brandon Peltier/Portland Trail Blazers	20	12	.625	5,765	
Roger Raymond/Seattle SuperSonics	16	16	.500	5,550	4
Jessica Johnson/Seattle Storm	15	17	.469	5,652	5
Andy Peterson/LA Lakers	14	18	.438	5,475	6
Chris Duffy/LA Clippers	13	19	.406	5,482	7

ABA—North American Division

Tom Matters/NY Liberty	20	12	.625	5,639	
Kevin Trudel/Spirits of St. Louis	18	14	.563	5,720	2
Garit Grigery/St. Louis Hawks	16	16	.500	5,443	4
Mike Gallo/Toronto Raptors	15	17	.469	5,424	5
Dan Marques/Connecticut Sun	12	20	.375	5,430	8

<u>USBL—East Division</u>	W	L	Pct.	Total Pins	GB
Tom O’Hare/Harlem Globetrotters	23	9	.719	5,845	
Rich Faber/Brooklyn Nets	19	13	.594	5,459	4
Mark Berger/Connecticut Huskies	16	16	.500	5,594	7
Vin Velez/New York Knicks	13	19	.406	5,520	10
Steve Clancy/Philadelphia 76ers	11	21	.344	5,393	12

<u>USBL—Coastal Division</u>					
RJ Shaw/Virginia Squires	25	7	.781	5,996	
Marcus Matthews/Washington Wizards	19	13	.594	5,525	6
Tom Beers/Carolina Cougars	17	15	.531	5,733	8
Mike Cerbo/Charlotte Bobcats	15	17	.469	5,540	10
John Musulin/Washington Generals	11	21	.344	5,658	14

<u>USBL—Southeast Division</u>					
Carlos Diaz/Utah Jazz	22	10	.688	5,847	
Eladio Batista/New Orleans Buccaneers	18	14	.563	5,536	4
Jill Donohue/New Orleans Pelicans	14	18	.438	5,421	8
Scott Hohenschutz/New Orleans Jazz	9	23	.281	5,497	13
Susan Brett/Atlanta Hawks	9	23	.281	5,287	13

<u>USBL—Great Plains Division</u>					
Frank Kozakiewicz/Indiana Pacers	20	12	.625	5,645	
Paul Augeri/Kansas Jayhawks	17	15	.531	5,739	3
Milton Jackson/Denver Nuggets	17	15	.531	5,601	3
Stephen D’Amico/Memphis Grizzlies	15	17	.469	5,408	5
Cody Hardin/Oklahoma City Thunder	13	19	.406	5,514	7

<u>USBL—Central Division</u>					
Chris Rossi/Cleveland Cavaliers	22	10	.688	5,874	
Tim Orcutt/Milwaukee Bucks	19	13	.594	5,538	3
Deb George/Pittsburgh Condors	15	17	.469	5,398	7
Maura Jo Lynch/Chicago Stags	13	19	.406	5,291	9
Chris Jason/Chicago Bulls	12	20	.375	5,495	10

<u>USBL—West Division</u>					
Jeremy Frankel/Oakland Oaks	19	13	.594	5,579	
Bryan Burgan/Phoenix Suns	17	15	.531	5,609	2
Marques Edge/Golden State Warriors	14	18	.438	5,453	5
Rick Metzroth/Sacramento Kings	13	19	.406	5,473	6
Paul Ryan/San Diego Conquistadors	7	25	.219	5,571	12